



COLLEGE ADVISORY PROGRAM


Introductory Meeting 3/5/20

**WHAT EVERY PLAYER AND
PARENT SHOULD KNOW.....**



KNOW YOUR OPTIONS.....

- **NCAA- National Collegiate Athletic Association (Divisions I, II, and III)**
- **NAIA- National Association of Intercollegiate Athletics**
- **NJCAA- National Junior College Athletic Association (Divisions I & III)**
- **NCCAA- National Christian College Athletic Association (DI and DIII)**
- **USCAA- United States Conference Athletics Association (DI and DII)**



NCAA DIVISION 1

- **How Many Schools-** There are 205 men's soccer programs in Division 1. Some of the top programs are Maryland, Wake Forest and Georgetown. There are 324 women's D1 programs. Some of the top programs are North Carolina, Stanford and Florida State.
- **Scholarship Count-** Women's Soccer is allowed 14 scholarships, Men's soccer is allowed 9.9.
- **Scholarship Breakdown-** They can be full or partial at the D1 level. The bigger the roster- over 20 players the more carefully they are given out.



NCAA DIVISION II

- **How Many Schools-** There are 204 men's teams, and 258 women's teams in Division II soccer.
- **Scholarship Count-** Women's programs have 9.9 scholarships. Men's programs usually have around 9.0 scholarships.
- **Scholarship Breakdown-** Partial rides are more common in D2, as coaches can distribute the money to as many players as they wish.



NCAA DIVISION III

- **How Many Schools:** D3 Soccer consists of 408 men's programs and 434 women's programs. Some of the best D3 schools in the country are Messiah, Tufts and Amherst.
- **Scholarship Count:** Athletic scholarships are not offered at D3.
- **Scholarship Breakdown-** With no athletic scholarships allowed, students will need to find financial aid and/or academic scholarships to assist with costs while playing soccer.




NAIA

- **How Many Schools-** There are 198 Men's programs, and 198 Women's programs in the NAIA.
- **Scholarship Count-** Men's programs and Women's programs are both allowed a maximum of 12 scholarships.
- **Breakdown:** Partial scholarships are common here, but some full ones are given.




NJCAA DIVISION 1

- There are 146 men's soccer programs at the junior college level and 132 women's programs.
- At Men's and at Women's each are allowed 18 scholarships at the junior college D1 level.
- Many scholarships at the Juco level are full rides, however partial rides are very common too.



NJCAA DIVISION III

- There are 81 men's programs and 67 women's programs in NJCAA D3.
- D3 Juco's do not offer athletic scholarships- They are very much like Division III NCAA in that area.




BY THE NUMBERS...

Division	Women's	Men's
NCAA Division I	324	205
NCAA Division II	258	204
NCAA Division III	434	408
NAIA	198	198
NJCAA Division I	132	146
NJCAA Division III	67	81



THE RECRUITING PROCESS

- **Myth:** “Schools will recruit me!”
- **Truth:** Most players/parents end up recruiting the school.



THE RECRUITING PROCESS

- **Myth:** “walk on players never get anywhere.”
- **Truth:** Some walk-on players can end up with more scholarship money than regularly recruited student-athletes.





THE RECRUITING PROCESS

- **STEP 1- RESEARCH SCHOOLS**

- -Size and location, academics, financial costs, etc.
- - Quality of soccer program, coach, roster size and grade breakdown.
- Majors offered

- **STEP 2- MAKE A LIST OF POTENTIAL SCHOOLS**

- - Include a few long shots, but the majority of schools should be realistic choices.

- **STEP 3- CONTACT THE COACH**

- -Email is the most effective method of communication.
- Inform coach of club, HS schedule, game location, jersey number, etc.





THE RECRUITING PROCESS

▪ STEP 4- SET UP A COLLEGE VISIT

- **Official Visit**- paid for by the school (usually an overnight visit)
- Can start this after July 15 of going into senior year of HS
- **Unofficial Visit**- paid for on your own
- - unlimited
- - may go whenever you want
- - alert the coaching staff so they know you are coming and request a meeting
- - tour the campus, meet with admissions, etc.





THE RECRUITING PROCESS

- **STEP 5- FOLLOW UP**

- -Let the coach know what you thought of the visit and if you would like to continue to stay in contact in the future.

- **STEP 6 RANK VISITS**

- - Keep a personal reflection after each visit. What you liked and what you didn't like etc.






D1 RECRUITING RULES

- A prospective athlete may call a coach at any time.
- The coach may not call a recruit until after July 1 of senior year in high school, then they may only call one time per week.
- A student athlete may email a coach at anytime, but the coach can't return the email until the student athlete's junior year.
- Highly recommended that you do not approach the coach at a showcase or tournament.



ALL OTHER RECRUITING RULES

- A prospective recruit may call or email a coach at ANY TIME.
- A D2 coach may not call a recruit until after July 1 of junior year in HS.
- There are much less restrictions for D3, NAIA, NJCAA, USCAA, etc.
- Parents and Players shouldn't approach a coach at a showcase event unless agreed upon by the coach and it is within the boundaries.





WHEN THE PROCESS STARTS (FEMALES)

- Process starts much earlier than males.
- **DIVISION I LEVEL**
- Evaluation- Freshman or Sophomore Year
- Commitments- Sophomore or Junior year
- **DIVISION II LEVEL**
- Evaluation – Sophomore or Junior year
- Commitments- Junior Year, Early Senior year.
- **DIVISION III LEVEL**
- Evaluations- junior and senior year
- Commitments- early senior year (signing period February-on)





WHEN THE PROCESS STARTS (MALES)

- Pressure to decide early is not as great as females.
- Most male players are identified during their junior year
- You should start visiting schools in your junior year- getting an idea.
- Signing date is same as females (more so middle of February)



WAYS TO GAIN EXPOSURE

- **CLUB VS HIGH SCHOOL**

- High School for local coaches
- Club soccer is more accessible for coaches, and the level of play is much higher.

- **COLLEGE SHOWCASES**

- Team profiles

- **CAMPS** (summer, winter, ID CLINICS)

- **VISITS, EMAILS, HIGHLIGHT VIDEOS, PHONE CALLS.**





WHAT TO SEND TO COACHES

Profile Sheet with:

- High School Name and phone number
- GPA/class rank/SAT and ACT score
- NAIA/NCAA eligibility number
- Contact info- email/ home address/cell #
- Highlight Video (youtube)
- Club/high school schedule
- Position and jersey #.





SAMPLE EMAIL TO A COACH:

Hello Coach Zafiratos,

My name is John Smith and I play soccer for the LMSC U18 Fever. My graduation year is 2021. My jersey number is #15. I am very interested in your school and the business program that it has. I would like for you to come and watch me play when you have the time. I will be attending the EDP Spring showcase, as well as the FC Europa Turf Cup. Please see my schedule below:

Friday, March 6th- 10 am USTC #3

Saturday, March 7th 1pm USTC #1

Sunday, March 8th 8 am USTC #7

I look forward to seeing you!


John Smith.

#15/ FWD/MF



ROLE OF THE PLAYER VS PARENT

- Coaches like to communicate with the **PLAYER** rather than the parent.
- The player should be the one contacting the coach and reaching out.
- When you visit- the player should talk with the coach as much as possible so they can get a feel for him/her. Come with a list of academic and athletic questions.





U.S. DEPARTMENT OF EDUCATION
FEDERAL STUDENT AID

IMPORTANT THINGS TO KNOW

- FAFSA- (FREE APPLICATION FOR FEDERAL STUDENT AID)- This should be completed right after January 1st of senior year. Most schools require FAFSA to be considered for any scholarships- including academic.



IMPORTANT THINGS TO KNOW

NCAA ELIGIBILITY CENTER-

Register to confirm eligibility in junior year if playing D1 or D2. cost is \$60.00

NAIA ELIGIBILITY CENTER-

Register to confirm eligibility at end of junior year if playing NAIA . Cost to register is \$65.00





HOW LMSC ADVISORY PROCESS WORKS

- Step 1- Reach out to Jesse Zafiratos LMSC College Advisory Coach
- psusoccer15@gmail.com
- Step 2- Think of a list of schools that interest you from an academic, geographic and soccer perspective. Create a list and share this with me.
- Step 3- I will then come out and observe you play at least one time in a game and will tell you what level I think is a realistic playing level for you.
- Step 4- After observing you play I will then give you my assessment of the level I see you at. I will sit down with you and your family to take this step to the next level.
- Step 5- After this we will work on creating a highlight video for you to send out to a current list of coaches and schools that interest you within a realistic reach. I will start the dialogue with the coach using my connections as well as other LMSC Coaches connections.
- Step 6 – You then take the dialogue with the coach about coming out to watch you play, attending ID clinics and camps, etc. After that you will be able to move forward with full control.



QUESTIONS?

